



Su-34 APU set in 1/48 scale for the Hobby Boss kit




What the set contains.



Clean and shape the parts as shown.





Cut off the flair dispensers from the lower fuselage part glue resin part 1 which replaces the kit parts D20 and D21.



Glue the parts to the kit.

3L+P6 3R+P7
L R
Make these subassemblies.



You can use parts P8 with resin parts 2.